

FCC Statement

This equipment has been tested and found to comply with the limits for a Class B digital device, pursuant to Part 15 of the FCC Rules. These limits are designed to provide reasonable protection against harmful interference in a residential installation. This equipment generates uses and can radiate radio frequency energy and, if not installed and used in accordance with the instructions, may cause harmful interference to radio communications. However, there is no guarantee that interference will not occur in a particular installation. If this equipment does cause harmful interference to radio or television reception, which can be determined by turning the equipment off and on, the user is encouraged to try to correct the interference by one or more of the following measures:

- Reorient or relocate the receiving antenna.
- Increase the separation between the equipment and receiver.
- Connect the equipment into an outlet on a circuit different from that to which the receiver is connected.
- Consult the dealer or an experienced radio/TV technician for help.

This device complies with part 15 of the FCC Rules. Operation is subject to the following two conditions:

- ① This device may not cause harmful interference.
- ② This device must accept any interference received, including interference that may cause undesired operation.

Changes or modifications not expressly approved by the party responsible for compliance could void the user's authority to operate the equipment.



Made in China

DOSH4 V1.2

The User Manual of Wireless Outdoor Strobe Siren



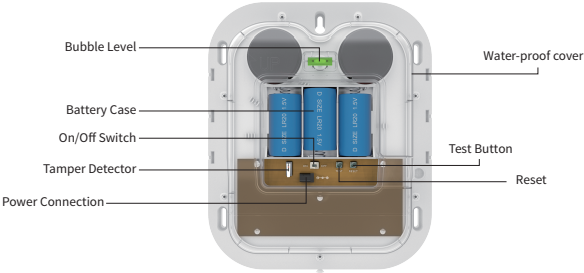
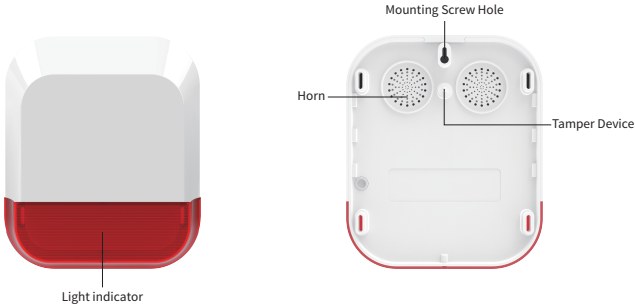
Product Overview

The wireless outdoor siren is an accessory of smart alarm system. It is an extremely powerful 115dB outdoor siren and could work for 36 months standby by 3xD(LR20) dry cells. Mounting it on the outside of the house can show potential burglars that your house is alarm-proof. It is easy to set up and reliable. With core microprocessor and tamper device, it will alarm and push notifications will be showed in the App when it is tampered. The middle indicator will light up once in 15 seconds in the event of low battery and push notification will be sent to the APP.

Specifications

• Power Supply	DC12V 1A
• Battery	3x D(LR20) dry cells
• Transmission Distance	Up to 1000m without obstacle
• Standby Current	≤110μA
• Working Current	≤400mA
• Siren Volume	115dB@30cm
• Lens Color	Red/Blue
• Working Temperature	-20°C~60°C
• Humidity	90%rh(non-condensing)
• IP Grade	IP54
• Bubble Level	Yes
• Tamper Device	Supported
• Prompt Light and Tone Adjustment	Supported
• Battery Standby Time	36 Months
• Housing Material	PC+ABS+Anti-UV
• Weight	765.9g(battery not included) 1185g(battery included)
• Dimension	277.5x233x75mm (LxWxH)(±0.1mm)

Appearances

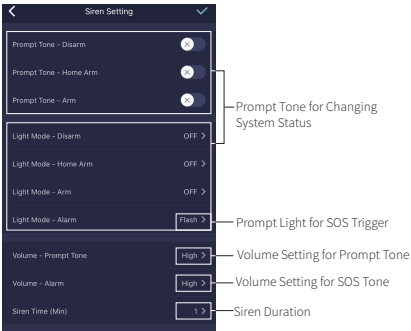


Pairing with main panel by App

- ① Install the batteries and turn on the siren. Make sure the indicator is flashing, otherwise please reset it.
- ② Scan the QR code on the siren with APP.
- ③ The pairing result can be confirmed in App and the siren will beep twice.

**Test: You can also press "Test" button in App to check whether the siren is paired successfully or not.*

Settings



Lighting Effects(Configurable)

Working Status	Home Arm	Arm	Disarm	SOS
Lighting Position	Right	Left	Both	Both
Lighting Modes	Flash/OFF	Flash/OFF	Flash/OFF	Flash Sharply/OFF